

Ebooks at WSS

Go to <http://library.sd48.bc.ca/>

1. Choose **Whistler Secondary School**

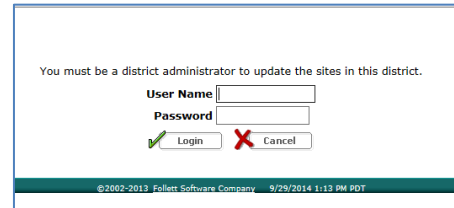
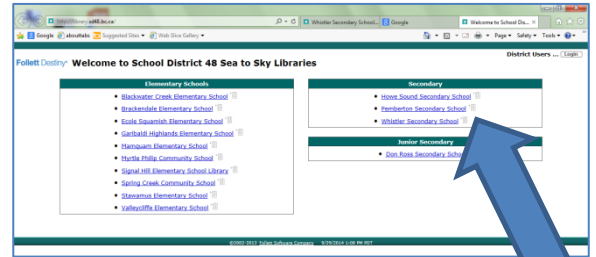
2. Login

a. Username/your student #

b. Password/books

3. Go to Catalogue Tab

4. Select Follett Shelf



Follett Destiny Whistler Secondary School

Login

Home Catalog

Library Search

Library Search

Destiny Quest

Resource Lists

FollettShelf

Catalogs

Top 10

Basic Power Visual Copy Categories

Find

Reset All



Narrow your search to...

Show Less

Location Whistler Secondary School

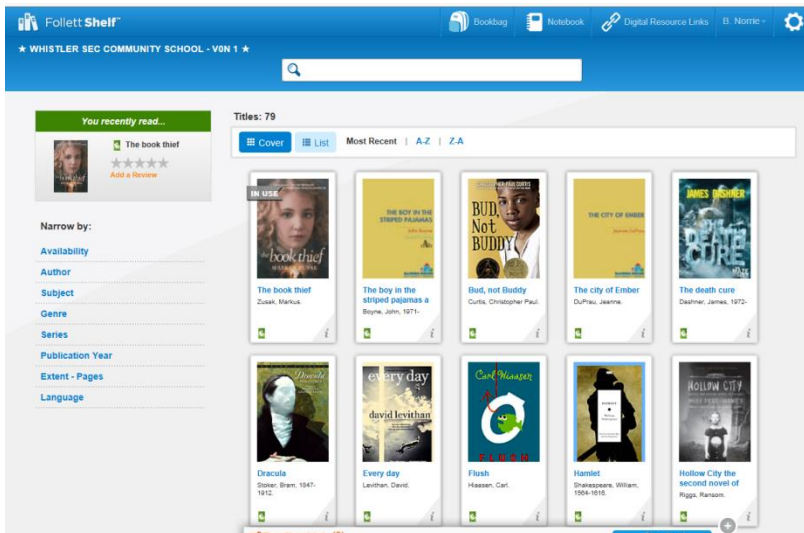
Material Type Any Type

Award Winner Unlimited

Reading Level From to

Interest Level From Unlimited to Unlimited

5. Browse books



6. A Quick reference Guide

Follett Shelf **Quick Reference Guide**

Cover View: Changes the presentation of titles on FollettShelf from List View to display the eBook covers in rows and without annotation. The number of covers shown per row will vary based on the device and screen size.

Notebook: View and edit all eBook notes and highlights in one place. Access to notes and highlights is available even if the book is not available.

List View: Changes the presentation of titles on FollettShelf from Cover View to include the annotation beside the eBook cover.

Digital Resource Links: Access select digital resources such as databases, audiobooks, etc. that your school has purchased from Follett.

User Preferences: Change password*, select default reading experience (for Desktop, Tablet and Mobile device experiences), log out of FollettShelf. *Follett Destiny users must change their passwords through Destiny.

Bookbag: Opens the patron's personal section of FollettShelf where they manage checkouts, reading list, view their reading history, access digital resources and place holds on titles.

- My Checkouts (4):** Provides a list of the patron's current checkouts. From here they can manage early returns.
- My Reading List (6):** View and manage the list of Follett eBooks added to My Reading List by a patron. Options include check availability, checkout / remove a title.
- My Holds:** View and manage current eBook holds. When a held eBook becomes available, checkout or choose to remove the hold.
- My Reading History (39):** View all of the eBooks you've opened while using your FollettShelf account.
- Digital Resource Links (7):** Access select digital resources such as databases, audio books, etc. that your school has purchased from Follett.

7. Download App onto your device (ipad/phone/laptop/ereader).

See compatible list of devices/apps

8. Login in using your :

Username – student number

Password – books

url <https://web55169.follettshelf.com>

9. Check out a book and you can read it online (needs wifi) or download it (no wifi needed)

Note: Loan period is 5 days and books will automatically be returned. You may return early if you wish. You may also check the book out again providing there is no hold on it.

BryteWave™ K-12 Edition Installation Options

Minimum System Requirements

- Kindle:** Compatible with Amazon Kindle HD and Amazon Kindle HDX supported devices. tablets
- Apple Store:** Compatible with Apple iOS supported devices. phones tablets
- Nook:** Compatible with Barnes & Noble Nook HD / Nook HD+ supported devices. tablets